

Reception Parent Meeting

September 2021



The Early Years Curriculum



Personal, Social & Emotional development

Learning about relationships, developing social and learning skills that will help equip them for future life and learning.



Communication and Language

Speaking and listening is used in all areas of learning. Children will develop these skills so they can express themselves confidently and can follow instructions by listening and responding to others.

Physical development

During the first 4 years, children make amazing physical progress, learning to sit, walk and climb stairs. They continue to develop these larger motor skills that enable them to make the finer movements connected with writing, and manipulating equipment.



The Early Years Curriculum



Literacy

Reading and Writing will be used in all areas of learning. Children will develop these skills through a range of formal and informal activities.



Mathematical development

This area includes counting, recognising, writing and ordering numbers, matching, seeing patterns and working to develop understanding of shape, space and measures.



Understanding the World

Children learn to make sense of the world around them – often through investigation, both indoors and outdoors. These skills will prepare them for science, ICT, history, geography and RE.



Expressive Arts and Design development

Children make connections with various areas of learning. They learn to use a range of tools and equipment safely. They use their imagination to make sense of the world through music, dance, role-play, construction and other creative activities.



Reading





It is important to read to your child as well from a range of different books.

Children will need a school book bag. We will be providing you with a reading comment book.

Some books will have words, some will be wordless – all of these are important when children are learning to read.




Meet the family!





Reading at home

Try to spend 10 minutes each day reading with your child.



As they learn their sounds encourage them to sound out words to read them.

Encourage them to talk to you about the book and what is happening.

Give your child lots of praise for all of the efforts they make!



**What is phonics and how I
can help my child at home?**



Phonics is all about using ...

skills for
reading and
spelling

+

knowledge
of the
alphabet

Learning phonics will help your child to develop the tools they need to read and write.



[Join](#)

[View basket](#)

[Log in](#)

[About us](#) [For parents](#) [Why join?](#) [FAQs](#) [Shop](#) [Contact us](#)

Teach reading: change lives!



▶



boing boing



Delighted to be validated by the Department for Education

Phonics terms



Your children will learn to use the term:

Phoneme

Phonemes are sounds that can be heard in words

c-a-t has 3 phonemes

but chip also had 3

Phonics terms



Your children will learn to use the term:

Blending

Children need to be able to **hear** the separate sounds in a word and then blend them together to **say** the whole word .

Blending



/b/ /e/ /d/ = bed

/t/ /i/ /n/ = tin

/m/ /u/ /g/ = mug

Phonics terms



Your children will learn to use the term:

Segmenting

Children need to be able to hear a whole word and say every sound that they hear.

Segmenting



bed = /b/ /e/ /d/

tin= /t/ /i/ /n/

mug= /m/ /u/ /g/

How can I help at home?



Oral blending: the robot game

Children need to practise hearing a series of spoken sounds and merging them together to make a word.

For example, you say 'b-u-s', and your child says 'bus'.

“What’s in the box?” is a great game for practising this skill.



Join

View basket

Log in


About us For parents Why join? FAQs Shop Contact us

Teach reading: change lives!

A woman with blonde hair and glasses, wearing a blue top, is smiling. To her right is a video player interface. The video player shows a blue background with three cartoon rabbits and the Little Wandle logo. Below the video is a play button icon and the text "boing boing". To the right of the video player is an orange box with white text: "Delighted to be validated by the Department for Education".

<https://www.littlewandlelettersandsounds.org.uk/>

COMING SOON



TAPESTRY

ONLINE LEARNING JOURNAL